



ENERG



Miele

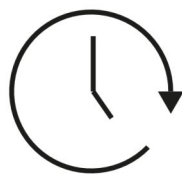
WCD120 WPS 8kg




47 kWh / 100



8,0 kg



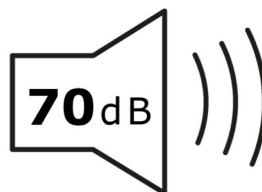
3:39



47 L



A **B** C D E F G



A **B** C D